



CANTON FUNERAL HOME AND CEMETERY AT
Macedonia Memorial Park

Roots of Remembrance: A Guide to Genealogy and Healing

Free Guide
DOWNLOADABLE





Healing through narrative continuity

In the quiet days following a loss, researching family history offers a powerful pathway to healing. Seeing a life as part of an ongoing story provides a psychological anchor.

Reducing Anxiety:

Studies show that tracing family history can reduce anxiety by up to 20% and increase self-esteem by grounding us when the present feels unstable.

Building Resilience:

Discovering how ancestors survived lean years, wars, or immigration builds genealogical consciousness—a reminder that resilience is in our DNA.

Honoring the Legacy:

We transition from the work of mourning to the work of remembering, ensuring our loved ones' places in the lineage are celebrated.

Start the journey with the known

The best time to start is immediately after a loss, while memories are fresh and relatives are gathered.

Begin with yourself and work backward. Document the full legal names, dates of birth, marriage, and death for your immediate circle.

Tip: Don't forget to include nicknames! Often, a Great Aunt Bessie is recorded in official documents under a completely different legal name.



Mining the home archive for a paper trail

Before heading to a library, look around the house. Invaluable clues are hidden in plain sight:

- ✓ **Locate the Family Bible:** Check the middle pages for recorded births, marriages, and deaths.
- ✓ **Review Funeral Folders:** Mini-biographies that list surviving relatives, helping map out cousins and siblings.
- ✓ **Check the Box of Secrets:** Look for old passports, property deeds, and military discharge papers.
- ✓ **Inspect Photo Backs:** Gently check for names, dates, or studio stamps that indicate where an ancestor lived.
- ✓ **Gather Vital Records:** Finding original certificates reveals the parents' names—the key to unlocking the next generation back.



Preserving the voices of family elders

Living relatives are our most precious and fleeting resources. Record these conversations using a smartphone to capture the true voice of the family.

Ask open-ended questions about identity and origins:

Were you named after anyone?

Do you know the story of our surname?

The Name

What is your very first childhood memory?

Describe the house you grew up in.

Early Memories

What was the smell of your mother's kitchen?

Is there a recipe that tastes like home?

The Kitchen



Uncovering stories of resilience and legacy

The Old Ones: Who is the oldest relative you personally remember? What was their personality like?

Hard Times & The Move: How did our family manage during the Depression or wars? Why did the family first come to this town or country?

Life Lessons: What advice would you give your great-grandchildren, even if you never meet them?

Heirlooms: Is there an object in this house that has a story no one else knows yet?



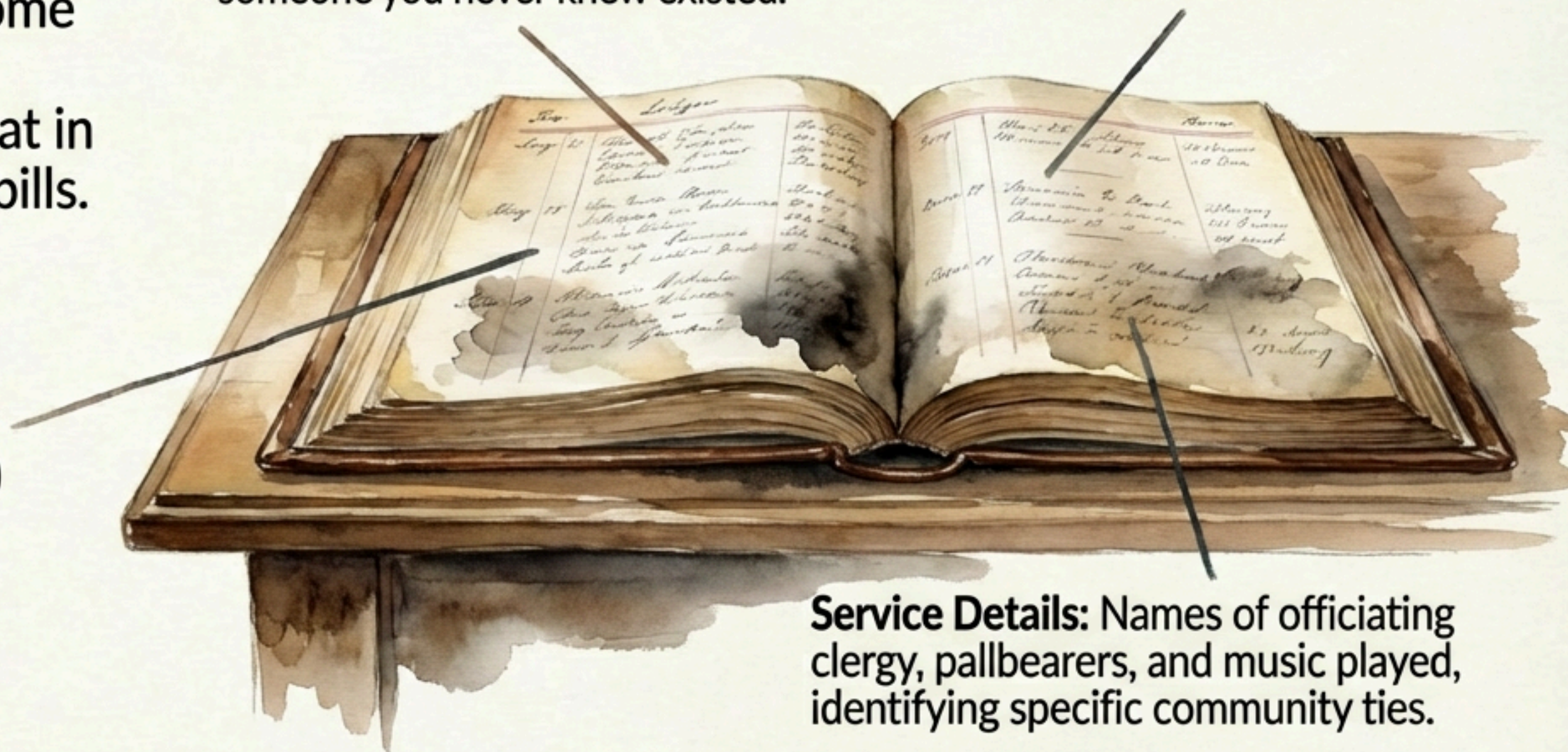
Unlocking the hidden biography in funeral records

When official public records hit a brick wall, private funeral home ledgers offer a goldmine of context. They tell you who sat in the pews and who paid the bills.

Financial Records: Reveals if a fraternal organization (like the Masons or Knights of Columbus) paid, showing social ties.

The Informant: The relative who provided the family history—sometimes someone you never knew existed.

Next of Kin: A full list of children, siblings, and parents (often including the mother's maiden name) and their cities of residence.



Service Details: Names of officiating clergy, pallbearers, and music played, identifying specific community ties.

Discovering secrets beneath the cemetery grass

A headstone only tells part of the story. The cemetery's administrative files (**Sexton's Records**) reveal what is hidden out of sight.

Plot Ownership: Often, multiple generations or unmarked infants are buried in a single family lot with only one large headstone.


Burial Registers: These can include the cause of death, last known address, and the funeral home that handled the transport.

Proximity Clues: In older sections, people were buried near extended family. Find your ancestor, then look at the five headstones to the left and right—you may find in-laws or cousins.



The etiquette of accessing private archives

Funeral homes and cemeteries are active businesses serving families in grief. Accessing their historical records requires a blend of detective work and courtesy.



Step 3: Make a Courteous Request: Reach out mid-week (Tuesday-Thursday) when they are less busy. Provide the exact name and date of death, and offer a small fee or donation for their manual search time.

Step 2: Trace the Ownership: Facilities change hands. If an old home is gone, call a current local director or check library copies of *The American Blue Book of Funeral Directors* to find who inherited the records.

Step 1: Identify the Facility: Check old obituaries, death certificates, or search for funeral homes near where the person died.

Navigating the digital landscape



FamilySearch: Free access to a massive global tree and U.S. Census records (released every 10 years).



Find A Grave / BillionGraves: Volunteer-led sites to view headstone photos and find linked family members nearby.



Social Security Death Index (SSDI): Crucial for finding exact birth dates and last residences for those who passed after 1962.



National Archives (NARA): Free access to military service and immigration papers.



Ancestry.com: Extensive paid records and DNA testing. Tip: Many local libraries offer Ancestry Library Edition for free on-site.

Legacy.com: A massive archive of modern obituaries.

Bringing the research to life

Instead of a dusty binder, transform your family history into modern, tangible tributes:

The Heritage Map: Place pins on a world map where ancestors were born, connecting them with string to your family's current location.

A Story Jar: Place slips of paper with family names in a jar. At holidays, the oldest person present pulls a name and tells a story about that ancestor.

Recipe Cards: Print copies of a loved one's handwritten recipe alongside a small photo of them at the stove to give to guests.

QR Code Headstones: Small, weatherproof codes placed on monuments that link visitors to a digital family tree or video of the person's life.



Creating living memorials

Genealogy doesn't have to stay in a digital database. It is meant to be shared.

- **The Memory Table:** At future family gatherings, display a family tree layout with photos of ancestors alongside the loved one recently lost.
- **Digital Storytelling:** Weave together family photos, records, and discovered stories to create a short video or moving memoir.
- **Heritage Cookbooks:** Collect recipes passed down through generations, adding the stories of the people who first made them.




Carrying the legacy forward

Genealogy is fundamentally an act of love. It is a way to tell our loved ones, You matter, and your story lives on.

By exploring the roots of the family tree, we find the strength to grow new branches, carrying the wisdom and legacy of the past into the future.





Roots of Remembrance: A Guide to Genealogy and Healing



CANTON FUNERAL HOME AND CEMETERY AT

Macedonia Memorial Park

770-479-2788