



Your Digital Afterlife: A Guide to Managing Your Online Legacy

This essential guide empowers you to take control of your digital legacy, ensuring your online accounts, assets, and memories are managed according to your wishes after you're gone.

Your Digital Life is a Tapestry of Who You Are.

Our digital lives are no longer separate from our real lives; they are interwoven, creating a tapestry of who we are in the modern world. This guide offers practical tips and empathetic advice for managing this vital part of your legacy.



Understanding Your Digital Legacy

Your digital legacy is the sum total of your online presence—your digital footprint in the world. It encompasses everything from social media profiles and emails to photos, videos, online banking, and even your cryptocurrency wallets.



Essentially, it's the digital you that remains after you're gone.

Why Managing Your Digital Legacy is a Necessity

Just as we meticulously plan for the distribution of our physical assets, we must also consider the fate of our digital possessions.



Practicality

Your digital legacy often holds crucial information, from financial records and important documents to cherished memories. Without proper planning, these assets may be lost or inaccessible to your loved ones.



Emotional Value

Your online presence reflects your personality, relationships, and experiences. Preserving it allows your story to continue and provides comfort for those you leave behind.



Protecting Your Interests

Proper management prevents identity theft, ensures your online accounts are handled according to your wishes, and avoids potential legal complications.

What Are Your Digital Assets?

Digital assets encompass a wide range of online possessions and accounts that hold value or significance. These create unique challenges after death.



Social Media Accounts:

Facebook, Instagram, Twitter, LinkedIn



Cloud Storage Services:

Google Drive, Dropbox, iCloud



Email Accounts: Gmail, Yahoo Mail, Outlook



Digital Content & IP: Ebooks, music libraries, photos, domain names, online businesses



Online Banking & Finances:

Banking portals, PayPal, investment accounts

Step 1: Map Your Digital World by Taking Inventory

A comprehensive list will be invaluable to your loved ones. Start by creating a clear record of your digital footprint.

- ✓ **Make a list:** Create a comprehensive list of all your online accounts, including usernames.
- ✓ **Organize your files:** Sort your digital photos, videos, and documents into folders. Create a system that makes it easy for others to understand.
- ✓ **Secure your information:** Use a password manager to store your login information securely. This protects your accounts and simplifies access for your designated loved one.
- ✓ **Update regularly:** Keep your account information up-to-date, including contact info, security questions, and beneficiary designations.




Step 2: Define Your Wishes for Your Social Media Afterlife

Your social media presence is a significant part of your story. Decide how you want it to be remembered.




Memorialization

Preserves the content and allows friends and family to share memories. Research the specific policies of each platform.




Account Deletion

If you prefer, you can specify that your accounts be removed entirely.



Leave As Is

An option, but be aware accounts may become inactive or inaccessible over time.



Content Considerations

Are there any photos, videos, or posts you'd want removed or highlighted?

Communicate your wishes! Make sure your loved ones know your preferences.

Step 3: Plan for Assets Beyond Social Media

Beyond social media, a variety of digital assets require careful consideration. These often contain sensitive information, personal memories, and valuable data.



Email

Decide on access. Should emails be archived for specific people or deleted to protect sensitive information?



Finances

Ensure loved ones have access to important financial information. Designate beneficiaries for online banking, investments, and digital currencies.



Digital Files

Determine if photos, videos, and documents should be shared, archived, or deleted.



Online Content

Decide what happens to your blogs, websites, or other online creations. Should they be preserved or taken down?



Step 4: Empower and Protect Your Legacy



Choose a digital executor: Appoint a trusted person to manage your digital affairs according to your wishes.



Update your beneficiaries: Ensure your online accounts and financial institutions have up-to-date beneficiary information.



Protect your privacy: Use strong passwords and two-factor authentication. Adjust privacy settings now to safeguard your information.



Seek legal advice: Consult with an estate planning attorney to ensure your digital assets are handled legally and according to your wishes.

Key Questions to Guide Your Plan

Who will be your digital executor?

The trusted individual responsible for carrying out your wishes. _____

Where is your list of assets and passwords stored?

Is it secure yet accessible to your executor? _____

What should happen to your social media accounts?

Memorialize, delete, or leave as is? _____

How should your personal files (photos, documents) be handled?

Shared, archived, or deleted? _____

Have you updated beneficiaries on financial and other relevant accounts?

A background image showing a group of people, including an older man and several women, holding hands in a supportive gesture. The image is slightly blurred, focusing attention on the text overlay.

The Heart of Your Plan is Clear, Compassionate Communication

Protecting your digital legacy is a final act of care. Ensure your loved ones understand your wishes and feel comfortable discussing these sensitive topics. A clear plan provides them with a clear path to navigate your online world in your absence.

Tip*: Regularly update your plan as your online life evolves and discuss your wishes openly with loved ones to ensure they can navigate your digital legacy smoothly.

A serene landscape featuring a calm lake in the foreground, reflecting the warm, golden light of a setting sun. In the background, there are rolling mountains and silhouettes of evergreen trees against a sky filled with soft, colorful clouds in shades of orange, pink, and purple.

Your Lasting Gift: A Story Preserved, a Family Protected.

By taking proactive steps to manage your digital legacy, you ensure that your online presence is handled according to your wishes. You protect your privacy, prevent potential disputes, and allow your digital footprint to reflect your values and intentions, even after you are gone.

It's about respecting our digital selves and providing a clear path for those we love.



Your Digital Afterlife: A Guide to Managing Your Online Legacy

This essential guide empowers you to take control of your digital legacy, ensuring your online accounts, assets, and memories are managed according to your wishes after you're gone.

Provided by:

**BECK**
FUNERAL HOME
— est. 2000 —
706-782-9599