



Navigating the Unfamiliar

Arranging Your First Funeral

**BECK**
FUNERAL HOME
— est. 2000 —

The background features a watercolor-style wash. On the left side, there are dark, moody blue and grey tones that blend into a lighter, more ethereal blue towards the right. A prominent, horizontal band of warm yellow and orange washes across the middle, creating a sense of light and warmth. The overall effect is soft and textured, with visible brushstrokes and color gradients.

A Guiding Light in a Difficult Time

Planning a funeral can be an emotional and overwhelming experience, especially when you're doing it for the first time. This guide is here to provide you with an understanding of what to expect and what you can do to prepare. Think of it as a steady light to help you find your way.

Your First Port of Call: Preparing for the Journey

Before meeting with a funeral director, taking a few moments to prepare can bring a sense of clarity and control. This preparation has two parts: attending to your own well-being and gathering the necessary information.

- **Emotional Preparation** : Acknowledging your feelings and seeking support.
- **Practical Preparation** : Collecting the documents and personal items needed.



Tending to Your Heart: You Are Not Alone

Arranging a funeral is a profoundly challenging experience. It's okay to feel a mix of grief, stress, and even numbness. Give yourself permission to grieve at your own pace.

- Seek support from friends, family, or a therapist.
- Self-care is crucial: try to rest and eat well.
- Consider relaxation techniques like deep breathing.
- Remember that compassionate professionals are available to support you.

Charting the Course: Information to Gather



The funeral director will need specific information to complete the necessary paperwork, such as the death certificate. Gathering these details beforehand can make the arrangement meeting smoother.

Deceased's Personal Details

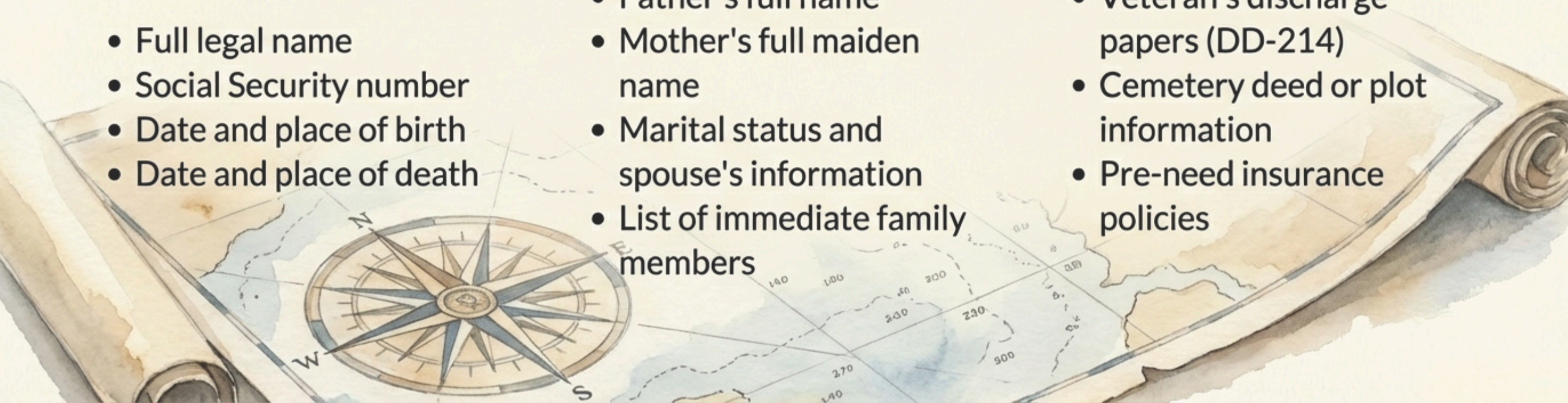
- Full legal name
- Social Security number
- Date and place of birth
- Date and place of death

Family & History

- Father's full name
- Mother's full maiden name
- Marital status and spouse's information
- List of immediate family members

Important Documents

- Veteran's discharge papers (DD-214)
- Cemetery deed or plot information
- Pre-need insurance policies





Honoring Their Story: Personal Items & Wishes

Beyond the official documents, think about the personal elements you'd like to include to make the service a true reflection of your loved one.

- ✓ A recent photograph for the obituary or memorial display.
- ✓ A complete outfit for the deceased, including undergarments and shoes.
- ✓ A list of special music, readings, or poems.
- ✓ A list of family and friends to be notified.
- ✓ Tip: Write down your thoughts and any questions you have in advance.

Meeting Your Guide: At the Funeral Home

When you arrive, you will be met by a funeral director whose role is to guide and support you. Here's what you can generally expect during this first meeting:

1. ****A Compassionate Welcome****: You'll be guided to a private, comfortable room to discuss the arrangements.
2. ****Gathering Information****: The director will gently ask for the information you've gathered about the deceased.
3. ****Discussing Options****: They will then walk you through all the available choices for the service, without pressure.
4. ****Completing Arrangements****: Finally, they will help you with all the required paperwork.





The Core Decisions: Shaping the Service

You will be asked to make several key decisions about the nature of the service. These choices will form the foundation of how you honor your loved one.

Type of Service

What feels most appropriate? (e.g., Traditional funeral, Memorial service, Celebration of life)

Location of Service

Where will you gather? (e.g., Funeral home chapel, Church, Graveside, Other venue)

Final Disposition

What is the final wish? (e.g., Burial, Cremation, Entombment, Donation to science)



The Finer Details: Merchandise & Memorials


Once the core service decisions are made, you can consider the physical elements and additional services that will be part of the arrangements.

- **Merchandise:** Selecting a casket, urn, or burial vault.
- **Memorial Products:** Choosing keepsakes or other memorial items.
- **Additional Services:** Discussing obituary preparation, floral arrangements, or transportation for the family.

Understanding the Costs: Navigating Financial Matters

The financial aspect of a funeral can be a concern. The funeral director is required to be transparent about costs and will provide you with a detailed price list for every item and service.

- * You will receive a General Price List outlining all costs.
- * Don't be afraid to ask questions about any charges you don't understand.



****Important Tip****: Take some time to review the decisions you've made and ensure they align with your wishes and your budget.

A Beacon of Support Throughout the Process

Remember, the funeral home staff is here to support you. Their expertise is a resource for you at every step. Never hesitate to reach out with questions or concerns.


“ Inquire about any available grief support resources or aftercare services the funeral home may offer. You are not alone in the days to come.”





Finding Safe Harbor

Arranging a funeral is a profound act of love. You have navigated unfamiliar waters with courage and care. The light of memory and love endures, a constant beacon in the quiet dawns ahead.



Navigating the Unfamiliar

Arranging Your First Funeral

Provided by:


BECK
FUNERAL HOME
est. 2000

706-782-9599